

CRAFTY KIDS CAMP
WEEK 1


Monday

All About Me Boxes- My favourite things...me and my family, age, likes and dislikes, hobbies, etc.




Tuesday

Under the sea - Clay work - Create your own 3D picture



Wednesday

Piet Mondrian designs - cutting, colouring or painting shapes to make your own picture




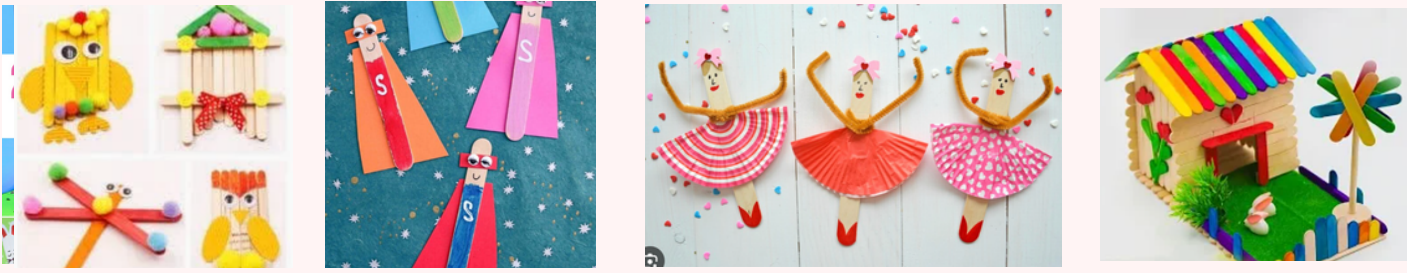
Thursday

Fun Watercolour Techniques - try out different techniques and create your own one



Friday


Building with Lollipop Sticks -



CRAFTY KIDS CAMP
WEEK 2

Monday

Creative Boxes



Tuesday

How to make animals, flowers, trees? - Clay work - Create your own 3D picture





Wednesday

This is Not a Stick!
Creative ideas using twigs



Thursday

Shadow Puppets - make your own shadow theatre and characters



Friday


Unique Paper Houses



CRAFTY KIDS CAMP
WEEK 3

Monday

My dream Scrapbook -creating a special book by using a variety of decorating resources. Children can also bring in some photos of their holidays or special events to add to it.



Tuesday

Colourful Sun Catchers using lollipop sticks, tissue papers, shape sequinces and paint.



Wednesday

Creative Cards using water paint and Happy Birthday and Thank You stickers.



Thursday

Quaint quilling



Friday

Creative Mandalas

